



***NEW MUSIC  
PROTOCOLS***

# ***ENTERING THE CLASSROOM***

If coming in from outside, use hand sanitizer first

Sit in your cohort.

Cohorts will take turns setting up instruments

If your case is small enough to tuck under your chair, you can set up there. If it's too big you must set up at the side of the room.


If you haven't washed your hands, please line up to do so before touching reeds and mouthpiece

No sharing instruments, reeds, mouthpieces, stands, or music.

Only one student assigned to a school instrument this year, no doubling up.

If you forget your instrument or music, you'll have worksheets to do instead. Bring a pencil.

# WHERE DO I GO?



TEACHER ZONE

WALKING PATH / BUFFER ZONE

SITTING LANES

# ***WHERE DO I PUT MY INSTRUMENT?***



**BIG INSTRUMENTS GO HERE!**



**STORE INSTRUMENTS HERE!**

## ***SET UP OVER YOUR CASE***

Set up and take your instrument apart over your case


People who take their instrument apart during class (taking valves out etc) will be asked to put their instrument away for the rest of class.



# ***SANITIZE!***

Hand Sani or wash your hands before you get your instrument and **DEFINITELY** before you touch any mouthpieces or reeds

Wash your hands when you get back to class after band. Wash your hands in the band room if this is your last class of the day.




# ***PAPER TOWEL & GARBAGE***

Paper towel goes in the blue bin by the sink

Regular paper goes in the cardboard box by the door

There is no garbage can. Garbage and reeds needs to go home and be thrown out there

No food garbage because no eating in the music room!



# ***NO GARBAGE!***

Again, there is NO GARBAGE in the music room.

Anything you bring in must go out.

There should be ZERO FOOD GARBAGE in here because you are not allowed to eat in the music room.











# ***STAY IN YOUR LANE***

We'll be sitting in cohorts, not instrument groups, inside the taped lanes.

Keep your things within your lane!



# ***NO TOUCHING!***

Hands off of percussion equipment, the piano, and anything in the music room that is not specifically yours to use



# ***MY INSTRUMENT IS BROKEN!***

Unfortunately, it's not really covid-safe for me to fix your instrument in class. Make do however you can for the rest of class and I will fix it as soon as possible!

No valves out of trumpets in the music room.

Too spitty!



# ***SPIT HAPPENS***

If you need to empty your spit valve, you need to walk to the sink and turn the water on.

Empty your spit valve into the running water.

Wash your hands in the running water.

Return to your seat and continue with class.

If you empty your spit onto the floor, you will be asked to put away your instrument for the rest of class.



# ***SHARING IS CARING, BUT NOT DURING PANDEMIC***

This year, there is no sharing of music, books, or resources.

We all need to be responsible and bring our own materials.

If you don't have your own materials, there are worksheets. So many worksheets...

Worksheets are boring! Bring your stuff!



# ***PROTECTIVE GEAR!***

You can buy things from Long & McQuade, Tapestry Music, and The Internet to make playing your instrument safer!

